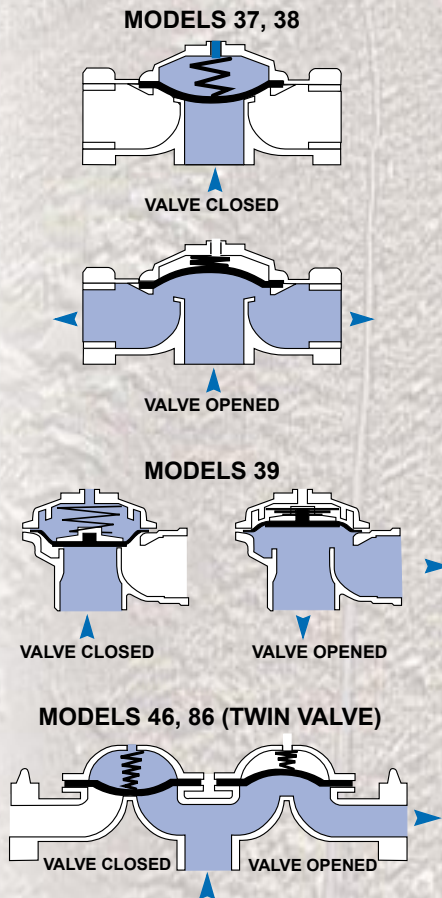



RISER VALVES

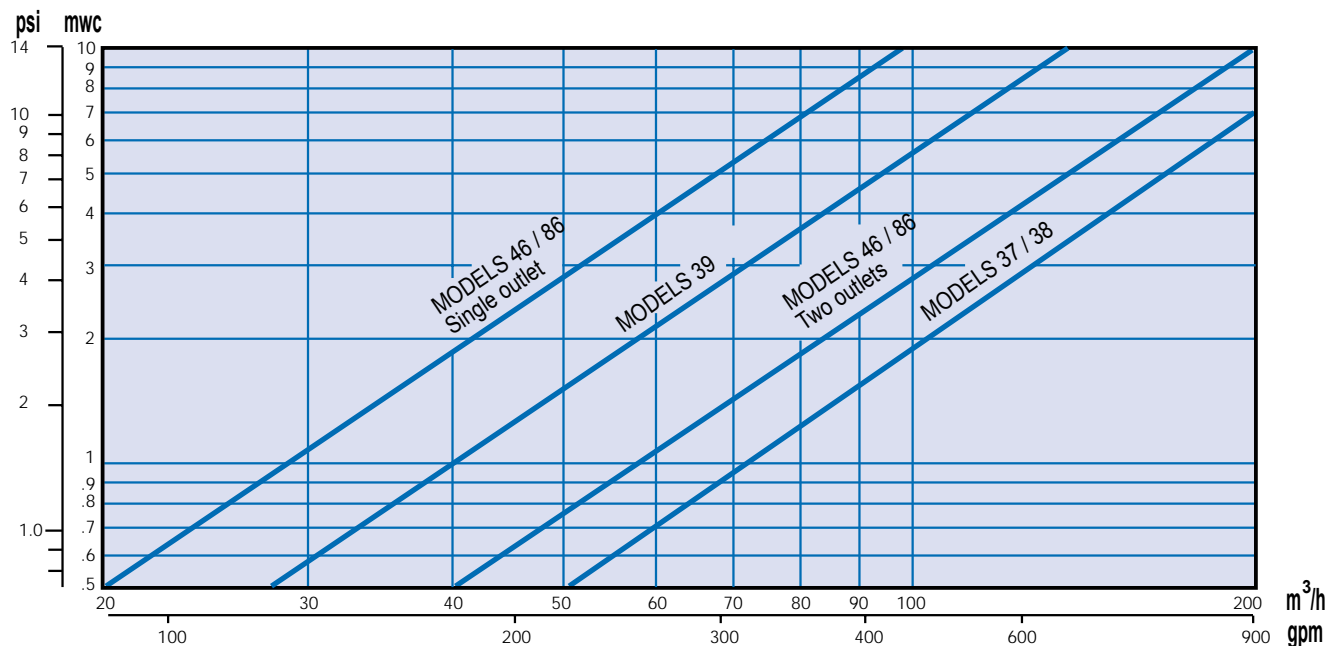
MODELS 37, 38, 39, 46, 86

DESCRIPTION

The direct-sealing diaphragm valves, are activated by line pressure. The valves are designed to be installed on a 3" riser, branching from the main pipe and supplying irrigation systems on both sides of it. Models 37 and 38 control both sides simultaneously. Models 46 and 86 allow for independent control of each side (twin valves). The inlet and outlet threads for all models are 80 mm (3"), BSP or NPT Standard. Control accessories, such as solenoids or pilot valves, can be added on request.



HEADLOSS CHART



OPERATING PRESSURE RANGE

MODEL 37, 38, 39 10 - 160 m (14 - 230 psi)
 MODEL 46, 86 --- STANDARD 15 - 160 m (22 - 230 psi)
 LOW PRESSURE --- 7 - 100 m (10 - 140 psi)

FLOW FACTOR

MODEL	Kv	Cv
37 / 38	220	257
39	130	151
46 / 86 Single outlet	87	101
46 / 86 Two outlets	180	210

MODEL SELECTION TABLE

MODEL	BODY MATERIAL	OUTLET CONNECTIONS
37	CAST IRON	LATCH (FAST CONNECTOR FOR ALUMINUM PIPES)
38	CAST IRON	FEMALE THREADS
39	CAST IRON	FEMALE THREADS
46	CAST BRONZE	LATCH (FAST CONNECTOR FOR ALUMINUM PIPES)
86	CAST BRONZE	FEMALE THREADS

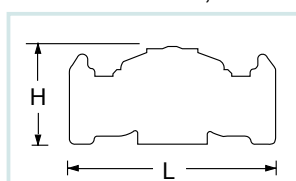
A throttling handle is optional for all of the above models. Add "T" to the model code, for this option.

SPECIFICATIONS

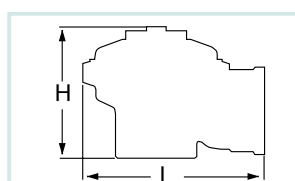
DIMENSIONS

MODEL	L		H	
	mm	Inch	mm	Inch
37	305	12	160	6¼
38	270	10 5/8	160	6¼
39	219	8	160	6¼
46	350	13 ¾	141	5½
86	320	12 5/8	141	5½

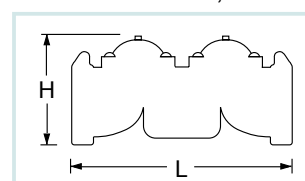
MODELS 37, 38



MODELS 39



MODELS 46, 86



THE FACTORY RESERVES THE RIGHT TO MODIFY SPECIFICATIONS WITHOUT PRIOR NOTICE.



RISER VALVES

MATERIALS

COMPONENTS	MODELS 37, 38, 39	MODELS 46, 86
BODY AND BONNET	CAST IRON / CAST BRONZE	CAST BRONZE
DIAPHRAGM	NR RUBBER	NR RUBBER
SPRING	SST 302	SST 302
SPRING DISC	BRASS	PLASTIC
BOLTS AND NUTS	COATED STEEL	SST 304

COMPONENTS

Specify **model code** when ordering spare parts. Example: **Part no. 7 for model 37**

<ul style="list-style-type: none"> 1 BOLT 2 BONNET 3 SPRING 4 SPRING SEAT 5 DIAPHRAGM 6 BODY 7 PIPE SEAL 8 NUT 9 PLUG 10 PLUG 11 DISC 12 THROTTLING ASSEMBLY 	<h3>37 / 38</h3>	<h3>39</h3>	<ul style="list-style-type: none"> 1 BOLT 2 BONNET 3 SPRING 4 SPRING SEAT 5 DIAPHRAGM 6 BODY 7 PIPE SEAL 8 NUT 9 PLUG 10 DISC 11 THROTTLING ASSEMBLY 	<h3>46 / 86</h3>
--	------------------	-------------	---	------------------

ORDERING GUIDE

Example: Selected, is a bronze twin valve, threaded, equipped with throttling handles.

SPECIFY:

■ **MODEL**
(37, 38, 39, 46, 86)

■ **THROTTLING**
(WHEN REQUIRED)

■ **CONNECTION STANDARD**
(ISO, ANSI)

4 6 - T - ISO